



Cordially invites you to a press conference
for the release of

BENGALURU CITY MLA RATING

Friday, April 13, 2018 from 12:00 pm to 1:00 pm
Conference Room, Press Club of Bengaluru.

12:00 pm	Welcome
12:04 pm	Introduction to B.PAC Election Habba & MLA Rating Methodology Revathy Ashok, Hon Managing Trustee & CEO, B.PAC
12:25 pm	Release of Bengaluru City MLA Rating T.V. Mohandas Pai, Vice-President B.PAC
12:45 pm	Q&A
12:55 pm	Vote of thanks



**ELECTION
HABBA**

#LETSMAKEDEMOCRACYWORK

An election awareness initiative by B.PAC to encourage greater citizen participation in the electoral process



- Election Habba is a festival of democracy that **celebrates the electoral process**
- A campaign designed to **seamlessly connect all the aspects of an electoral process**
- It seeks **active participation of all stakeholders i.e. citizens, local communities civil society, corporate associations, welfare associations, candidates etc**

All of whom have been working in silos

- Finally, to usher in a new era of electoral politics of having **well informed and enthusiastic voters leading to good governance through election of committed and responsible leaders**
- Bengaluru has shown poor voter turn out - **47.22% and 58.27% respectively during 2008 and 2013 Assembly elections**
- **Will Bengaluru citizens respond and raise it to 65%**



OBJECTIVES

- Create **awareness about the election process**
- **Increase voter enrolment**
- A forum for **discussion for all stakeholders**
- To inform citizens about the **performance of their elected leaders**
- Engage citizens in formulating a **hyper local citizens' manifesto**
- Set up a platform for **interactions with citizens and nominated candidates**
- **Endorse and support candidates**
- **Maximize voter participation** during elections
- **Continued engagement** with elected representatives post elections to facilitate **neighbourhood development during their term in office**

My City My
Pride

One Million
New Votes
Campaign

My
Constituency,
My Manifesto

Bengaluru City
MLA Rating


Know Your
Candidate

Candidate
Endorsement

Vote Bengaluru



NAMMA BENGALURU PRIDE



B.PROUD
Participative Citizenry



ONE MILLION NEW VOTES

ಸದ್ಯದ ಪ್ರಜಾಪ್ರಭುತ್ವ ನಿರ್ಮಾಣಕ್ಕೆ ಮತದಾರನೇ ನಿರ್ಣಾಯಕ,
ಇಂದೇ ಮತದಾರರಾಗಿ ನೊಂದಾಯಿಸಿಕೊಳ್ಳಿ
Democracy is built on your votes,
Become a Registered Voter



ಬದಲಾವಣೆ ನಿಮ್ಮ
ಬೆರಳತುದಿಯಲ್ಲ
Change @ your fingertips

56 Campaigns across city
14,830 Registered Forms





MY BENGALURU MY MANIFESTO

SWALPA ADJUST MADBEDI

18 Assembly Constituencies
Over 600 citizens' participation
Over 100 RWA's and citizen group



CITIZENS' MANIFESTO FOR BENGALURU



Mobility &
Infrastructure



Waste
management



Governance



Water &
Sanitation



Women &
Child

- [Citizens' Manifesto for Bengaluru City](#)
- Recommendations from Subject Matter Experts
- Effort to incorporate the recommendations in Political parties Manifestos
- Recognition of people's aspirations
- Encourage them to engage in meaningful dialogue with political system





TOP 5 SPENDS

Bengaluru (2013 -2017)



Infrastructure development



Water



Education



Sewage & Drain



Sports & youth services

LAST 5 SPENDS

Bengaluru (2013 -2017)



Employment opportunities



Social welfare, backward & minority



Allotment made to individuals for welfare



Animal Husbandry



Lakes

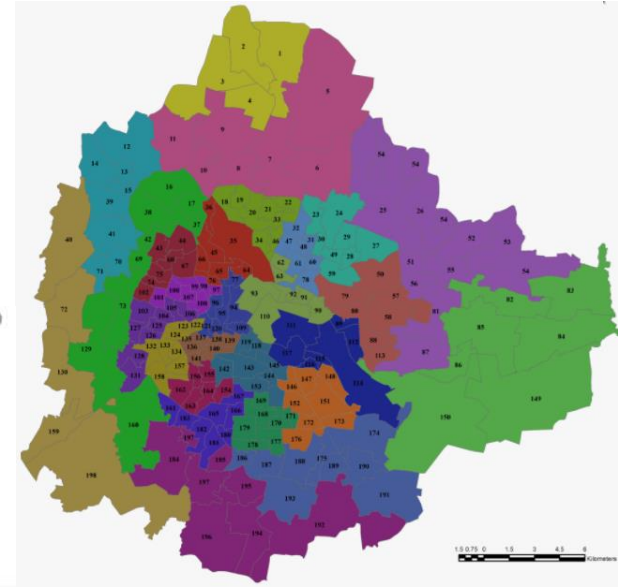
MLA's Cumulative spends across 27 AC of Bengaluru city (2013-2017)

BENGALURU MLA RATING



8 Rating parameters & Methodology
27 MLAs

bbmpwards		
ASS_CONST1		
B.T.M. Layout	Dasarahalli	Pulakeshi Nagar (SC)
Bangalore South	Gandhi Nagar	Rajaji Nagar
Basavanagudi	Govindaraja Nagar	Rajarajeswari Nagar
Bommana Halli	Hebbal	Sarvagna Nagar
Byatarayanapura	Jaya Nagar	Shanthi Nagar
C.V. Ramannagar (SC)	K.R. Puram	Shivaji Nagar
Chamarajpet	Mahadevapura	Vijaya Nagar
Chickpet	Mahalakshmi Layout	Yelahanka
	Malleswaram	Yeshwantpura
	Padmanaba Nagar	





Citizens meet Candidates
Debates & discussions
Aspirations v/s Reality






CANDIDATE ENDORSEMENT

Support Select candidate
Campaign funding





- **Vote Bengaluru Campaign**
My Vote is not for Sale Campaign
This May 12th - don't say I May
vote say "I WILL!" campaign





BENGALURU CITY MLA RATING



8 Rating Parameters

PARAMETER	WEIGHTAGE	DATA DEFINITION
ATTENDANCE % IN ASSEMBLY	20	<ul style="list-style-type: none"> • Source : Karnataka Legislative Assembly secretariat • Website: http://www.kla.kar.nic.in/assembly/assembly.htm • Duration : 2013-2018 • Number of Assembly Sessions :16 • Total number of Days of all Assembly Sessions :232 <p><i>*Ministers are not scored on this parameter</i></p>
STARRED QUESTIONS	20	<ul style="list-style-type: none"> • Source: Karnataka Legislative Assembly secretariat • Website: http://www.kla.kar.nic.in/assembly/assembly.htm • Starred Questions are structured questions from MLAs to <u>particular ministries</u>. These questions are submitted to the Speaker in advance and expect a written answer from the minister/Govt • Starred Questions Related to Constituency – Those Starred Questions which have sub questions in which MLAs specify issues <u>particular</u> to their constituency. <p><i>*Ministers are not scored on this parameter</i></p>
UNSTARRED QUESTIONS	5	<ul style="list-style-type: none"> • Source: Karnataka Legislative Assembly secretariat • Website: http://www.kla.kar.nic.in/assembly/assembly.htm • Unstarred Questions are the questions MLAs ask in the Sessions without prior notice. No written answer is expected for <u>Unstarred Questions</u>. <p><i>*Ministers are not scored on this parameter</i></p>
% OF MLALAD FUND UTILIZATION	20	<ul style="list-style-type: none"> • Source: MLA LAD Fund utilization study • Website: https://politics.bpac.in/mla-lad/ • Data related to 4 years (2013-2017) • Member of Legislative Assembly Local Area Development is a scheme that enables each MLA to undertake small developmental works in his/her constituency through the allocated funds of Rs. 2 crores per year. MLA are expected to spend this amount to resolve priority issue <u>particular to his/her constituency</u>
PERCEPTION SURVEY	15	<ul style="list-style-type: none"> • Source: ADR-DAKSH survey on voter perception conducted during Dec 17 - Feb 18 • Website: https://adrindia.org/sites/default/files/Karnataka_2018_Survey_Report.pdf
EDUCATIONAL QUALIFICATION	5	<ul style="list-style-type: none"> • Source: Affidavits submitted by MLAs during 2013 nominations • Website: http://myneta.info/karnataka2013/
CRIMINAL RECORD	5	<ul style="list-style-type: none"> • Source: ADR Analysis of Criminal Background, Financial, Education, Gender and other details of MLAs Karnataka Assembly Elections 2013 • Website: https://adrindia.org/content/karnataka-assembly-elections-2013-analysis-criminal-background-financial-education-gender
SOCIAL MEDIA	10	<ul style="list-style-type: none"> • Source : Facebook, Twitter • Number of Likes on Facebook Page of the MLA/Minister • Number of Followers on MLA/Minister's Twitter account



Key Takeaways

- **9 MLAs scored 75% and above**
- **10 MLAs scored between 50% to 75%**
- **8 MLAs scored below 50%**
- **Only 1 MLA has 96% attendance in Assembly Session (Dr. C.N. Ashwath Narayan)**
- **Total 262 Starred Questions and 3356 Unstarred Questions** were asked by Bengaluru city MLA's during 16 Assembly Sessions
- 19 MLAs had zero Criminal Cases whereas 2 MLAs had 4 Criminal Cases each
- 18 MLA's have spent 95% of MLALAD fund allocated and 3 MLA's have spent 90% to 94%.
- 3 MLAs are Post Graduates, 17 are Graduates, 2 are PUC and 5 are 10th standard. No MLA is below 10th standard
- All MLAs are present on Social Media such as Facebook and Twitter



Report release





Release of Bengaluru City MLA Rating

T.V. Mohandas Pai, Vice-President B.PAC














BENGALURU CITY MINISTERS' RATING

MINISTERS NAME, BENGALURU CITY	ASSEMBLY CONSTITUENCY	TOTAL SCORE AVAILABLE	TOTAL SCORE OBTAINED	PERCENTAGE SCORE
 Ramalinga Reddy	B.T.M layout	55	42	76%
 Krishna Byre Gowda	Byatarayanapura	55	46	84%
 K.J.George	Sarvagnanagar	55	48	87%
 R.Roshan Baig	Shivajinagar	55	35	64%
 M.Krishnappa	Vijayanagar	55	28	51%



BENGALURU CITY MLAS' RATING

MLA NAME	ASSEMBLY CONSTITUENCY	TOTAL SCORE AVAILABLE	TOTAL SCORE OBTAINED	PERCENTAGE SCORE
 M. Krishnappa	Bangalore South	100	49	49%
 L.A Ravi Subramanya	Basavanagudi	100	75	75%
 Sathish Reddy	Bommanahalli	100	40	40%
 S Raghu	C.V. Ramannagar	100	32	32%
 B.Z Zameer Ahmed Khan	Chamrajpet	100	41	41%
 R.V.Devraj	Chickpete	100	38	38%
 S. Muniraju	Dasarahalli	100	47	47%
 Dinesh Gundu Rao *	Gandhinagar	75	48	64%
 Priyakrishna	Govindrajnagar	100	43	43%
 Y.A Narayanaswamy **	Hebbal	100	78	78%
 B.N Vijaya Kumar	Jayanagar	100	77	77%



	B.A. Basavaraja	K.R. Puram	100	45	45%
	Arvind Limbavali	Mahadevapura	100	65	65%
	K. Gopalaiah	Mahalakshmi Layout	100	78	78%
	Dr. C.N. Ashwath Narayan	Malleswaram	100	72	72%
	R. Ashoka	Padmanabhanagar	100	51	51%
	Akhanda Srinivas Murthy	Pulakeshinagar	100	51	51%
	Munirathna	Rajarajeshwarinagar	100	51	51%
	S. Suresh Kumar	Rajajinagar	100	55	55%
	N.A. Haris	Shanthinagar	100	84	84%
	S.R. Vishwanath	Yelahanka	100	66	66%
	S.T. Somashekar	Yeshwanthpur	100	75	75%



Visit
https://politics.bpac.in/mla_rating
to access
Bengaluru City MLA Rating



Thank you!

https://politics.bpac.in/mla_rating/ | forbangalore@bpac.in